

350/400 Watt Pulse Start Lamp 50268

UNI-FORM PULSE START METAL HALIDE LIGHTING SYSTEMS

DATA SHEET



UNI-FORM
PULSE START METAL HALIDE LIGHTING SYSTEMS

MH 350W/400W/U/ED28/PS/740

GENERAL Characteristics

Lamp Type	MH Pulse Start Single Ended
ANSI Code ¹	M131/E, M155/E (M135 Comp)
Bulb Shape	ED28
Base Type	Mogul (E39)
Bulb Finish	Clear
Rated Life (V)	30000 hours
Rated Life (H)	22500 hours
Operating Position	Universal

ELECTRICAL

Lamp Watts	350/400
Lamp Oper. Voltage (Nom.)	135

SUSTAINABILITY

Mercury Amount (mg)	42.0
Picograms of Hg per Mean Lumen Hour (V)	37

PHOTOMETRIC

Initial Lumens / LPW (V) ²	44000 / 110
Initial Lumens / LPW (H) ³	39600 / 99
Lamp Lumen Depreciation (LLD)	0.86 (86%) @ 12000 hours
Correlated Color Temperature	4000K
Chromaticity Coordinates (CIE-x,y)	.385 .390
Color Rendering Index (CRI) R_a	68

PHYSICAL

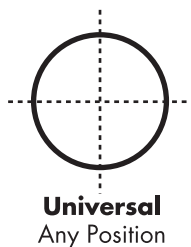
Bulb Diameter	3.5" (90mm)
Max. Overall Length (MOL)	8.3" (211mm)
Light Center Length (LCL)	5.0" (127mm)
Effective Arc Length	37.2mm
Max. Base Temperature (°C)	230
Max. Bulb Temperature (°C)	450
Socket Pulse Rating (KV)	4
Luminaire Type	Enclosed Rated

NOTES

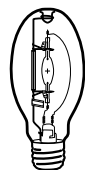
- Lamp performance ratings published in this data sheet are based upon operation with approved 400W electronic ballasts.
- Nominal color temperature rating is based on Vertical ($\pm 15^\circ$) operation of the lamp. Off-vertical positions will result in higher color temperature.
- Minimum Starting Temperature: $-40^\circ\text{C}/^\circ\text{F}$.
- Product may contribute towards satisfying MR-Credit 4 under LEED.
- ¹ Lamp can be operated on 350W or 400W ballast.
- ² When operated on 350W ballast, Initial Lumens / LPW (V): 37000 / 106
- ³ When operated on 350W ballast, Initial Lumens / LPW (H): 33300 / 95

Complies with (CE), Low Voltage (CE), WEEE and RoHS Directives

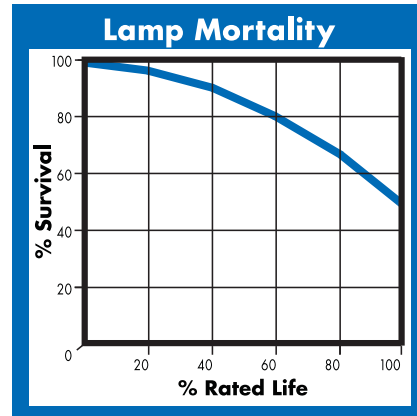
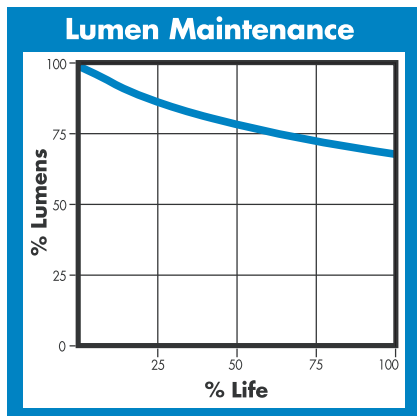
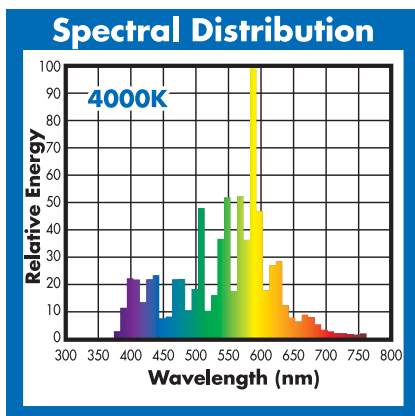
Warning: This lamp can cause skin burn and eye inflammation from shortwave ultraviolet radiation if outer envelope of the lamp is broken or punctured. Do not use where people will remain for more than a few minutes unless adequate shielding or other safety precautions are used. Lamps that will automatically extinguish when outer envelope is broken or punctured are commercially available.



ED28



Dia. = 3.5" (90mm)
MOL = 8.3" (211mm)
LCL = 5.0" (127mm)
Base = Mogul (E39)



Venture Lighting Australia
110 Lewis Road Wantirna South VIC 3152
Ph: +61 3 9800 5600
sales@venturelighting.com.au
venturelighting.com.au

Venture Lighting New Zealand
8 Boeing Place Mount Maunganui
Ph: +64 07 579 0163
light@adlt.co.nz
venturelighting.co.nz

Venture Lighting Singapore
Ph: +65 6844 2338
sales@adlt.com.sg
venturelighting.com.sg